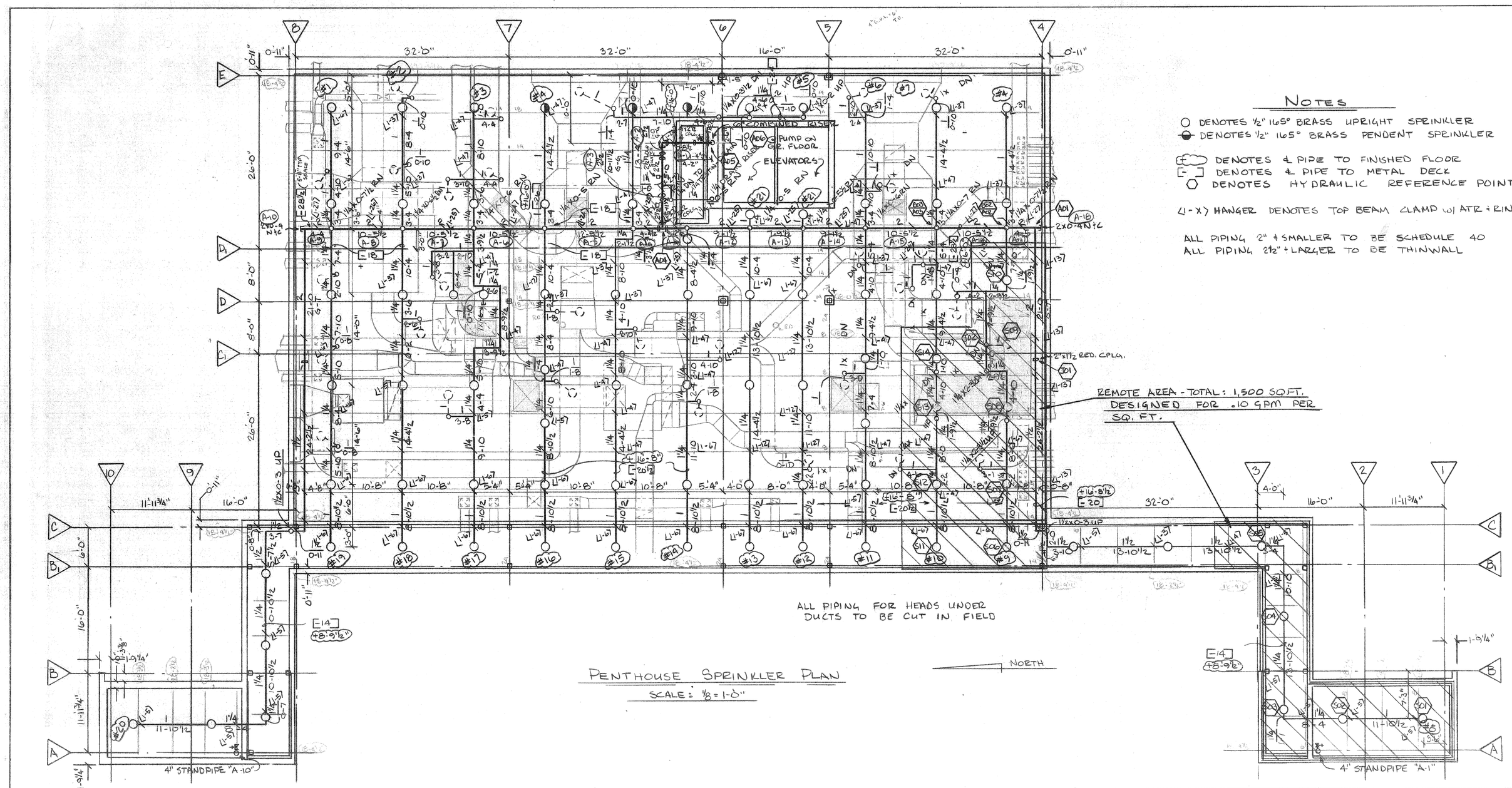

PENTHOUSE SPRINKLER PLAN

SCALE: 1/8" = 1'-0"

NOTES

- ○ DENOTES ½" 165° BRASS UPRIGHT SPRINKLER
- ⊖ DENOTES ½" 165° BRASS PENDENT SPRINKLER
- DENOTES ℄ PIPE TO FINISHED FLOOR
- DENOTES ℄ PIPE TO METAL DECK
- ⬡ DENOTES HYDRAULIC REFERENCE POINT

⟨1-X⟩ HANGER DENOTES TOP BEAM CLAMP w/ ATR + RING

ALL PIPING 2" & SMALLER TO BE SCHEDULE 40
ALL PIPING 2½" + LARGER TO BE THINWALL

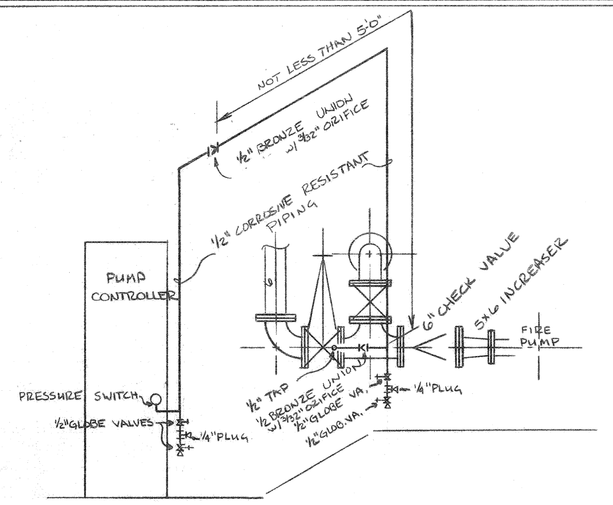

CONTROLLER PIPING (TYPICAL FOR JOCKEY PUMP)

SCALE: ½" = 1'-0"

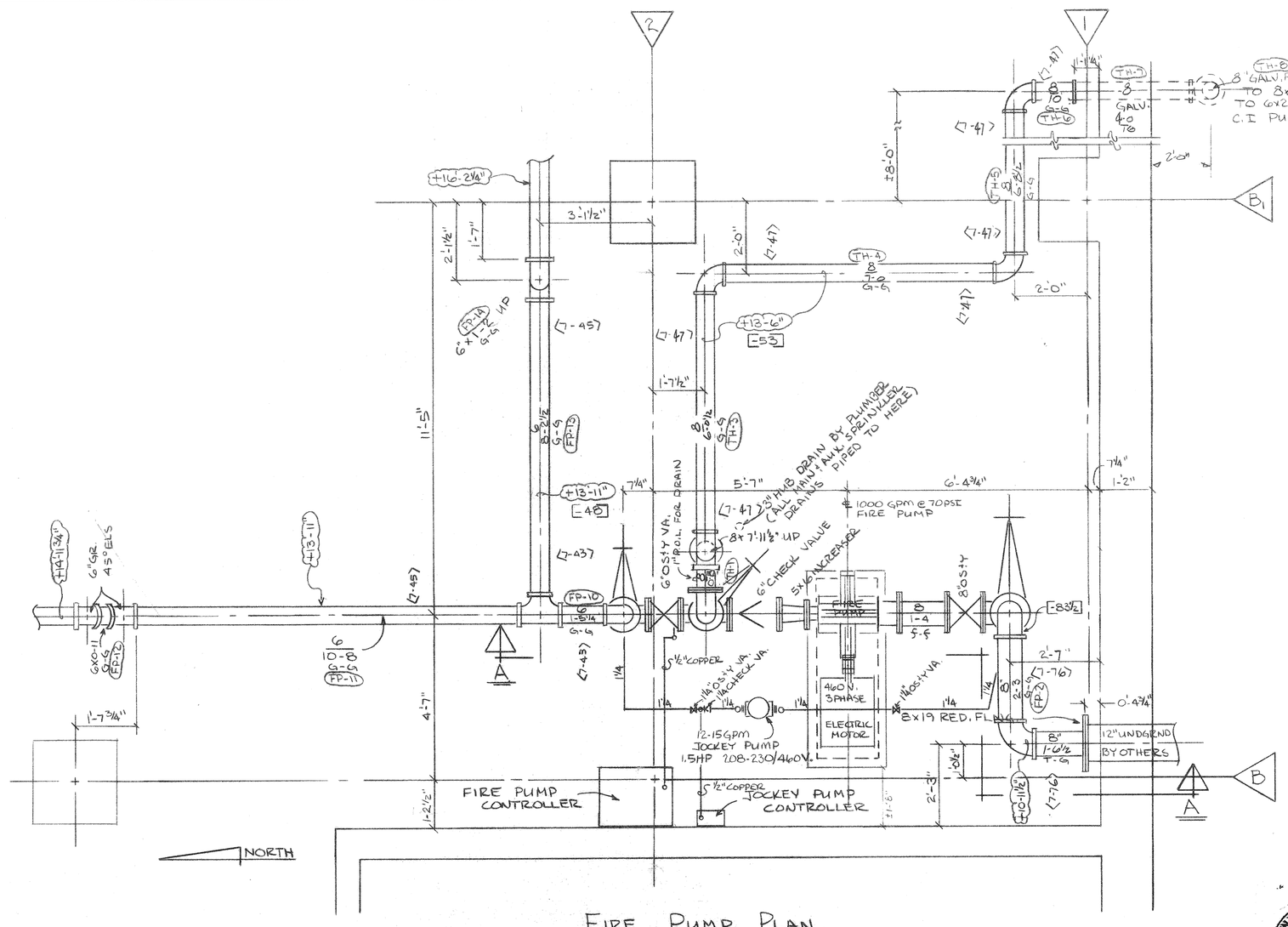

FIRE PUMP PLAN

SCALE: ½" = 1'-0"

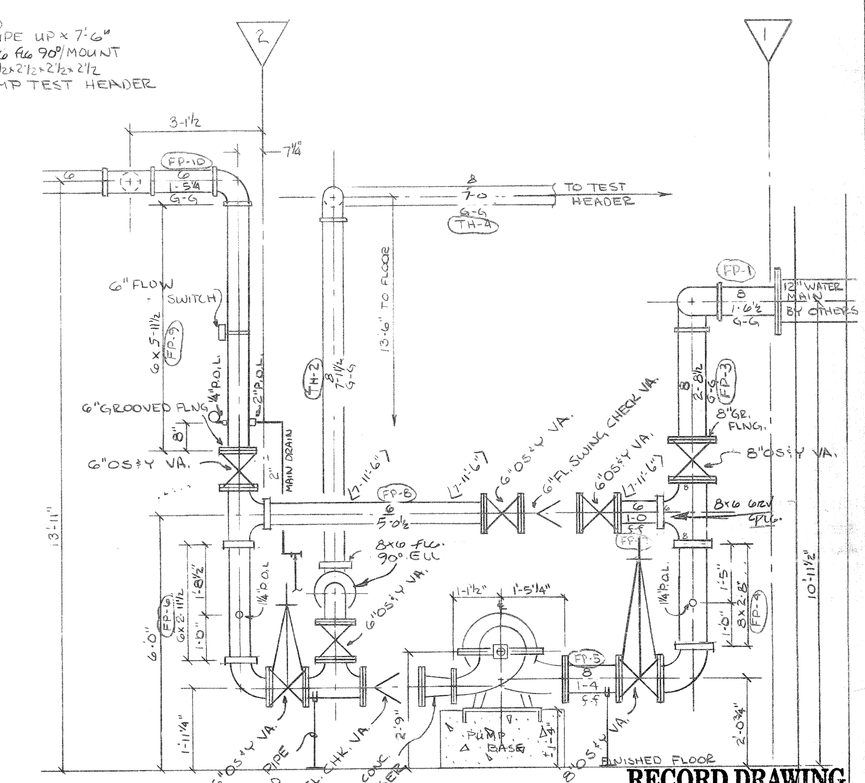

PUMP SECTION "A-A"

SCALE: ½" = 1'-0"

RECORD DRAWING
Date 11/20/92
United States Fire Protection

REV	DATE	DESCRIPTION	BY

SPRINKLER TYPE	165	212	286	FINISH	TOTAL
½" UPRIGHT	95			BRASS	95
½" PENDENT	3			BRASS	3
				THIS SHEET	98
				TOTAL ON JOB	

AUTOMATIC SPRINKLER PLAN

SHEET TITLE: PENTHOUSE PLAN / FIRE PUMP PLAN

PROJECT: OUTAGAMIE CO. JUSTICE CENTER
APPLETON WISCONSIN

UNITED STATES FIRE PROTECTION
17750 W. LIBERTY LA. NEW BERLIN, WI. 53146
(414) 782-3311

REVIEW AGENCY: I.S.O.N.I.
DATE: 7/25/91
SCALE: AS NOTED
JOB NO.: 15.94
DRAWN BY: GILSON
SHEET: FP-7