

OUTAGAMIE COUNTY SHERIFF'S OFFICE

2022 USE OF FORCE REPORT

The Outagamie County Sheriff's Office mission is to work in partnership with our community and other public service agencies to protect and serve our citizens. The Sheriff's Office Use of Force Policy provides all officers with specific guidelines to minimize the use of force used to protect the community or effect an arrest. The Policy is based on the Defense and Arrest Tactics program of the State of Wisconsin as developed by the Department of Justice-Bureau of Training and Standards and has been updated and certified by The Wisconsin Law Enforcement Accreditation Group in February of 2021. The use of force is authorized only after other reasonable alternatives have been exhausted or when they would clearly be ineffective. The Sheriff's Office is committed to resolving conflicts through the use of communication skills, crisis intervention and de-escalation tactics whenever possible.

This document is a summary of the 2022 Use of Force incidents involving Outagamie County Sheriff's Office Law Enforcement Patrol Officers. For perspective on the tracking of our Use of Force Incidents, some overall data regarding Use of Force is provided dating back to 2018. In 2018 the Sheriff's Office had 60 Use of Force incidents recorded. In 2019 a total of 81 Use of Force incidents were documented, which was a 35% increase from 2018. Contributing to the rise in Use of Force incidents from 2018 to 2019 was the implementation of a new Use of Force reporting form called the "Defensive Action Report". The new form and data being collected were used to develop a system that would more accurately collect Use of Force data, improve transparency, accountability, public safety, training, and the Sheriff's Office response to critical incidents. For example, the Wisconsin Department of Justice only mandates that we report incidents where the force used by an officer results in the death or serious bodily injury of a person, or if an officer discharges their firearm at or in the direction of a person. Based only on that State of Wisconsin reporting criteria, the Sheriff's Office did not have any incidents to report for either 2020, 2021 or 2022. While utilizing our more detailed criteria for documentation, during 2020, the Sheriff's Office had a total of 87 Use of Force incidents requiring completion of the Defensive Action Report, roughly a 7% increase from 2019. For year 2021 the Sheriff's Office had a total of 74 incidents requiring completion of the Defensive Action Report, despite our number of interactions with the public increasing substantially from the previous year. Although our public interactions increased from 45,129 incidents to 61,883 incidents, a 37% increase, our Use of Force incidents still decreased 17% as compared to 2020. For 2022 we had an increase in Use of Force incidents, totaling 81 incidents, while also seeing our total number police incidents rise to 65,361. For 2022 our documented Use of Force incidents rose 9%, while our incidents responded to also increased by just under 5%, as compared to 2021 data.

Prior to 2018 officers completed a Use of Force report only when their actions included any of the following intervention options:

- Deploy Electronic Control Devices (commonly known as “Tasers”)
- Deploy OC Spray (commonly known as “pepper spray”)
- Passive Counter Measures
- Active Counter Measures
- Incapacitating Techniques
- Impact or Kinetic Energy Weapons (for example, a baton or “beanbag rounds”)
- Deploy Firearms/Deadly Force

In addition to the above listed intervention options, the new reporting process requires officers to complete the Defensive Action Report when their actions include any of the following as well:

- Compliance Holds
- Present Impact Weapon
- Present Electronic Control Device (Taser)
- Present Firearm
- All Reported Injuries or Medical Treatment
- Deployment of an apprehension K9 or presenting an apprehension K9 for deployment and gaining compliance (2 apprehension K9’s in use beginning in late 2021).

In 2022 the Sheriff’s Office was involved in 65,361 incidents and used force in 81 of them, or 0.12% of those incidents, which is roughly the same percentage as 2021. To be clear, this report is documenting only Sheriff’s Office Use of Force incidents involving one or more of our Deputies. Other Police Agencies track their own incidents separately, which likely results in some incidents of force being reported by multiple agencies for the same incident, as the Sheriff’s Office has a fairly significant number of Use of Force incidents where we are assisting other agencies with their incident resulting in force being used.

All use of force reports are submitted to the on duty supervisor, reviewed by the officer’s direct supervisor, a Wisconsin Law Enforcement Standards Board Certified use of force instructor, and the Chief Deputy. If the incident results in any injury, deployment of a control device, protective alternative or deadly force, there is an after action review completed by a Wisconsin Law Enforcement Standards Board certified Use of Force instructor, a shift supervisor and the officer(s) involved. When an incident involves an injury from a firearm or the possibility of criminal charges, an outside agency is called in to investigate the officer’s actions.

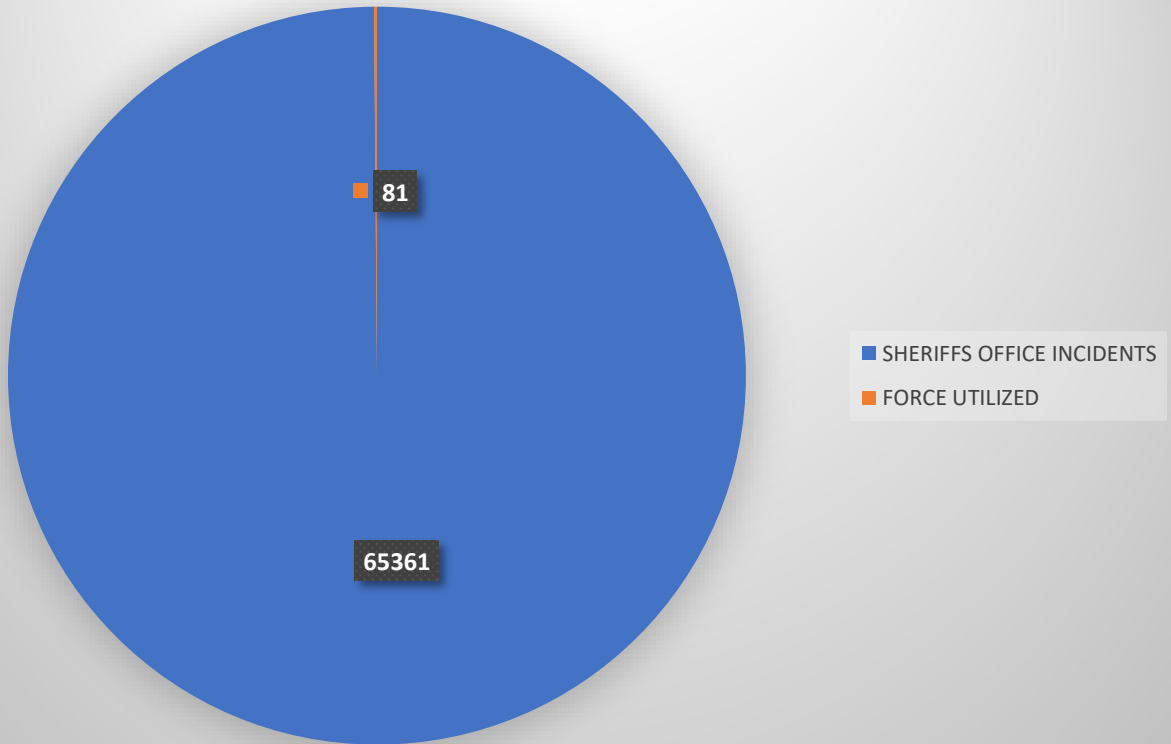
The Behavioral Health Officer also reviews each report to determine if the individuals involved in the incident would benefit from a personalized response plan. A 2021 study found that individuals living with serious mental illness are 11.6 times more likely to be involved in a Use of Force incident involving law enforcement. Our hope is that a personalized response plan would help minimize or avoid the Use of Force during a future crisis event, improving the outcome for those with mental illness as well as determining if the individual would benefit from other

community resources. As of February 1st of 2023 we had 67 community members enrolled in the S.A.F.E. program, with their own tailored response plan, up from 56 in March of 2022.

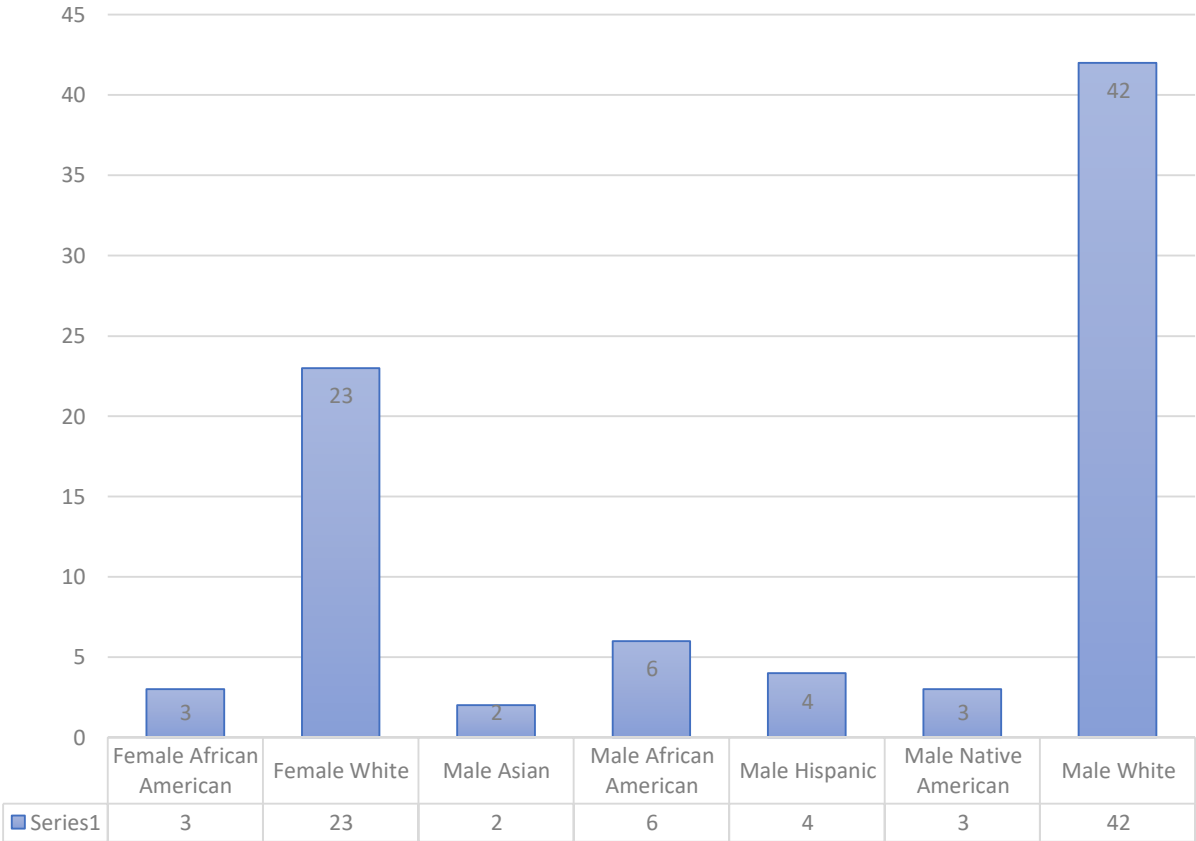
The charts below display the level of force used, a breakdown by age ranges, ethnicity and gender, and the shift the officer was working when the application of force was used. After review, each Use of Force is recorded in an Excel Spreadsheet, tracking detailed information for the specific dates, times, nature of the call, specific incident number, officers involved in the Use of Force, whether or not the deputy was injured, if a debrief of the incident was conducted, the subject's actions, type of force used, whether the subject was injured, if there was video of the incident, the age, gender and ethnicity of the subject. During 2022, 75 of the 81 Use of Force Incidents were documented by an officer's body camera which was activated to capture the specific incident. Several of the instances where no body camera footage was available for 2022, was a result of the camera failure and our current platform being well past end of life and no longer being supported. Additionally, we had several incidents occur at the airport and do not have body cameras available for officers assigned to the airport under our current platform. Our new WatchGuard cameras have been on order for an extended time, and were delayed in part by a significant delay in the review of the contract by our IT department as well as by supply chain shortages. The new body cameras are scheduled to be rolled out in early March of this year (2023), and will allow us to deploy body cameras for deputies assigned to the airport and transports. Please note when reviewing the data provided in the charts that the numbers will not always match the 81 use of force incidents, as in the type of force used, there were 5 incidents where more than one application of force was utilized. Additionally there were 3 Use of Force Incidents where more than one person had force used against during the same incident. One common example of this would be when a high risk traffic stop is utilized with multiple people within the same vehicle. Each of them would have a Use of Force incident documented, where a firearm was pointed, but not deployed.

Please reference the charts below for a more detailed breakdown of our 2022 Use of Force details:

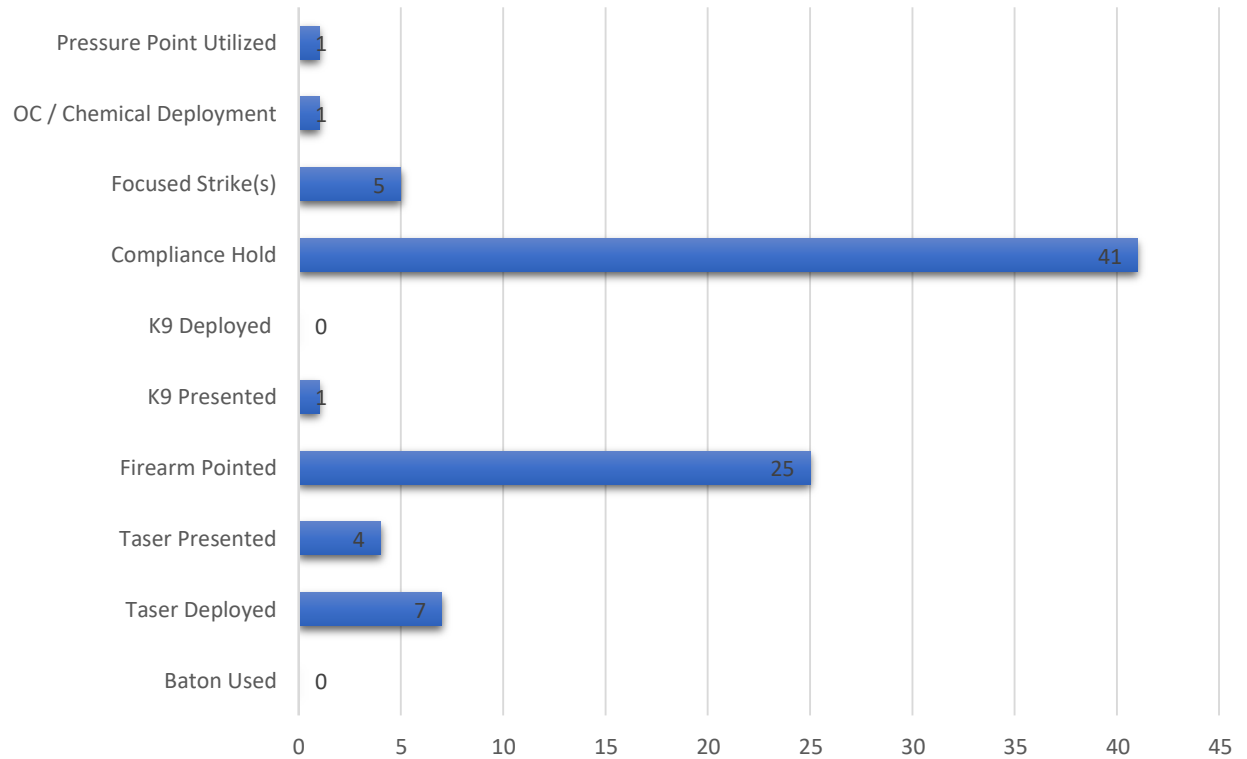
2022 INCIDENTS RESPONDED TO / FORCE USED



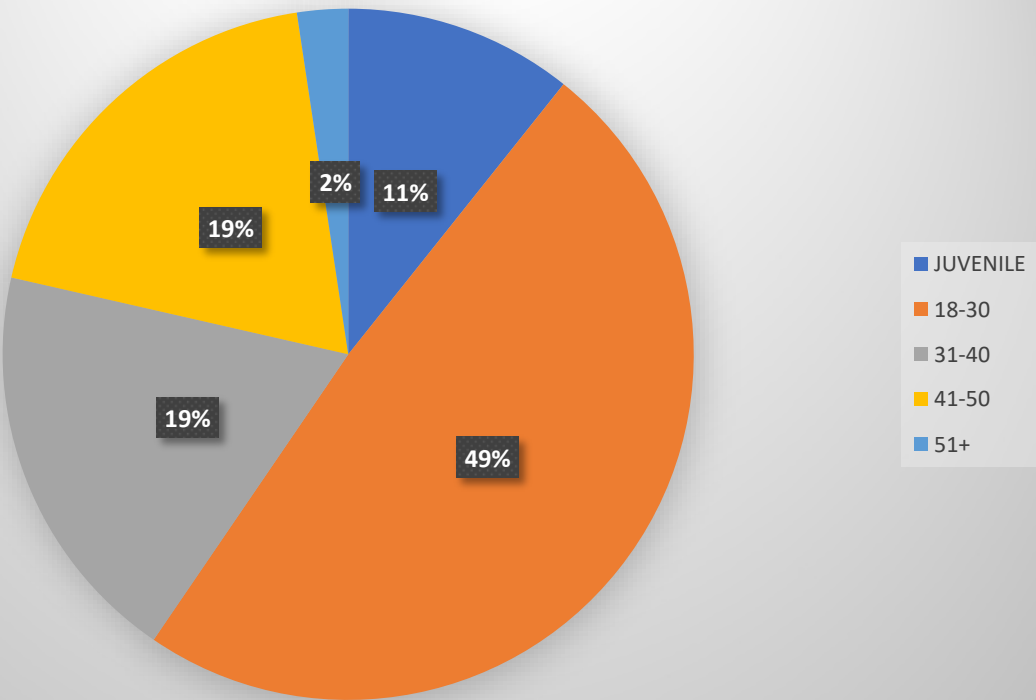
2022 Use of Force Demographics



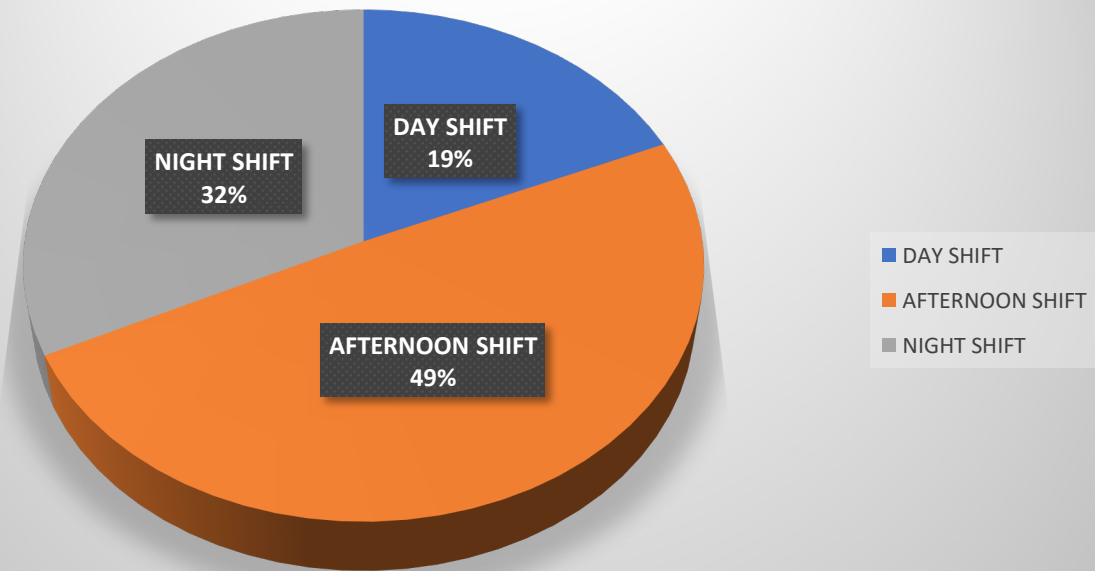
2022 Use of Force Type of Force Used



2022 USE OF FORCE BY AGE



2022 USE OF FORCE BY SHIFT



As noted earlier, for 2022, the Outagamie Sheriff’s Office had 81 incidents where “force” was utilized. During those 81 incidents there were 6 incidents where the suspect involved had

visible injuries or claimed to have injuries resulting from the force used. These injuries or claims of injury consisted of a combination of minor lacerations, removal of Taser probes and a "sore knee". Out of those same 81 incidents, there were 8 reported injuries to our officers. These reported injuries consisted of abrasions or lacerations, contusions, having hair pulled from their head and a muscle strain. None of the 14 documented incidents resulted in serious injuries.